



### District Report Card: 2017


<b>State:</b> Arunachal Pradesh	<b>District:</b> Lower Dibang Valley
<b>Class:</b> 3	<b>Subject:</b> Mathematics
<b>Schools:</b> 49	<b>Students:</b> 731


### Participation/Coverage


#### Students

<div>GENDER</div> <div></div>	Boys				Girls			
	Number		%		Number		%	
	367		50.21		364		49.79	

<div>AREA</div> <div></div>	Rural				Urban			
	Number		%		Number		%	
	578		79.07		153		20.93	

<div>CATEGORY</div> <div></div>	SC		ST		OBC		GEN	
	Number	%	Number	%	Number	%	Number	%
	0	0.00	222	30.37	0	0.00	509	69.63

<div>CWSN</div> <div></div>	LD	VI	HI	S&LD	ID	Oth
	0	0	0	2	0	0

<div>Management</div> <div></div>	Government			Government-aided		
	Number		%	Number		%
	701		95.90	30		4.10

### Average Performance of Students in Mathematics (%)

Overall	Gender		Area		Management		Social Group			
	Male	Female	Rural	Urban	Govt.	Aided	SC	ST	OBC	GEN
43.86	44.56	43.15	43.11	46.67	43.05	62.67	0.00	42.25	0.00	44.56

## Performance on Learning Outcomes (LOs)

Learning Outcomes	Description	Average Performance(%)
M301	Reads and writes numbers up to 999 using place value	44.91
M302	Compares numbers up to 999 based on their place values	50.48
M303	Solves simple daily life problems using addition and subtraction of three digit numbers with and without regrouping	31.72
M304	Constructs and uses the multiplication facts (up till 10) in daily life situations	46.92
M305	Analyses and applies an appropriate number operation in the situation/ context	39.95
M306	Explains the meaning of division facts by equal grouping/sharing and finds it by repeated subtraction	35.70
M309	Identifies and makes 2D-shapes by paper folding, paper cutting on the dot grid, using straight lines etc.	62.99
M311	Fills a given region leaving no gaps using a tile of a given shape	27.88
M312	Estimates and measures length and distance using standard units like centimeters or meters & identifies relationships	24.58
M317	Reads the time correctly to the hour using a clock/watch	56.63
M318	Extends patterns in simple shapes and numbers	41.12
M319	Records data using tally marks, represents pictorially and draws conclusions	54.31

Range of Performance of Students who Answered Correctly							
Below 30%		30% - 50%		50% - 75%		Above 75%	
Number	%	Number	%	Number	%	Number	%
248	33.93	233	31.87	148	20.25	102	13.95

## Lowest Performing Learning Outcomes (LOs)

- 1 - Estimates and measures length and distance using standard units like centimeters or meters & identifies relationships (24.58)
- 2 - Fills a given region leaving no gaps using a tile of a given shape (27.88)
- 3 - Solves simple daily life problems using addition and subtraction of three digit numbers with and without regrouping (31.72)
- 4 - Explains the meaning of division facts by equal grouping/sharing and finds it by repeated subtraction (35.70)
- 5 - Analyses and applies an appropriate number operation in the situation/ context (39.95)